

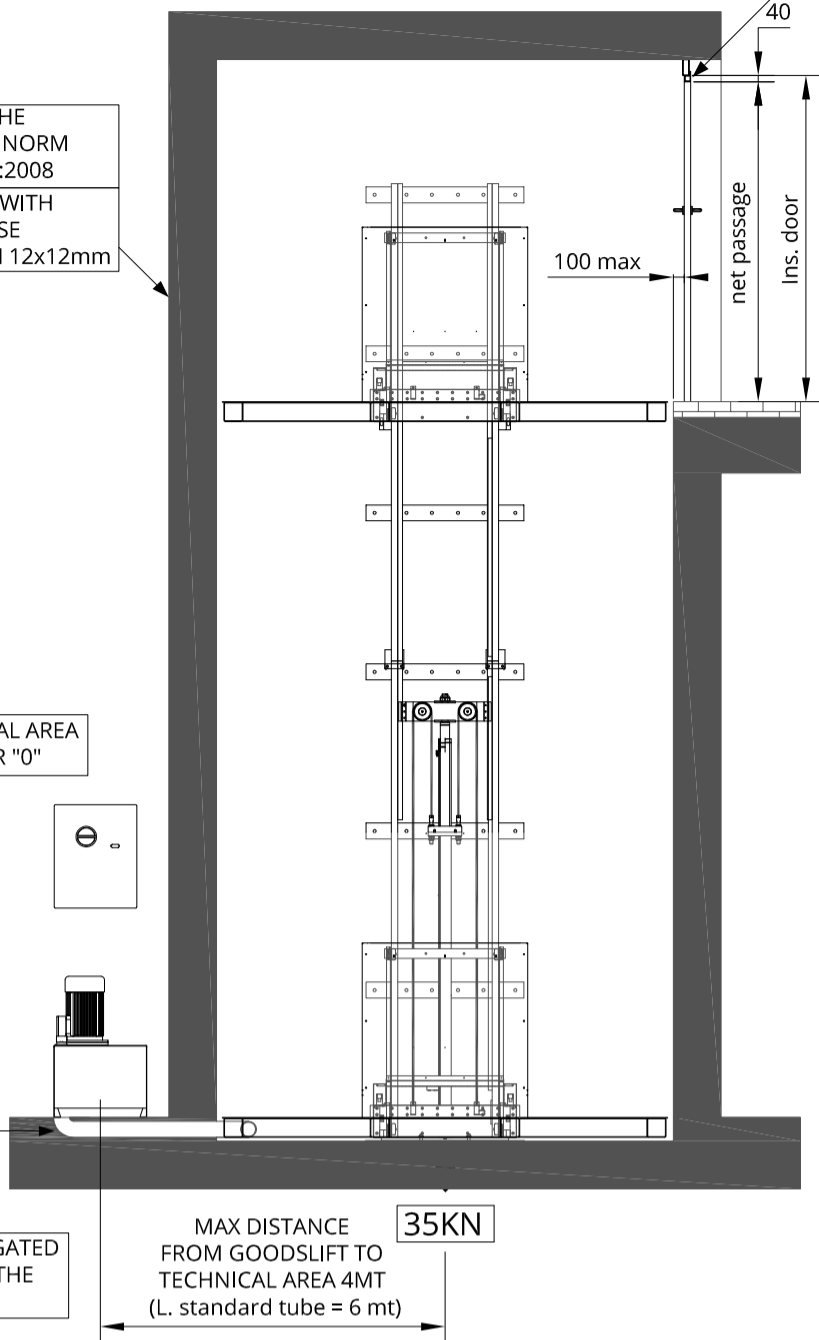
FOR THE DOOR INSTALLATION  
PLEASE CONSULT THE  
INSTALLATION MANUAL

PROTECTION OF THE  
COMPARTAMENT: NORM  
UNI-EN-ISO-13857:2008  
FOR PROTECTION WITH  
METALLIC GRID, USE  
A COMPACT MESH 12x12mm

TECHNICAL AREA  
AT FLOOR "0"

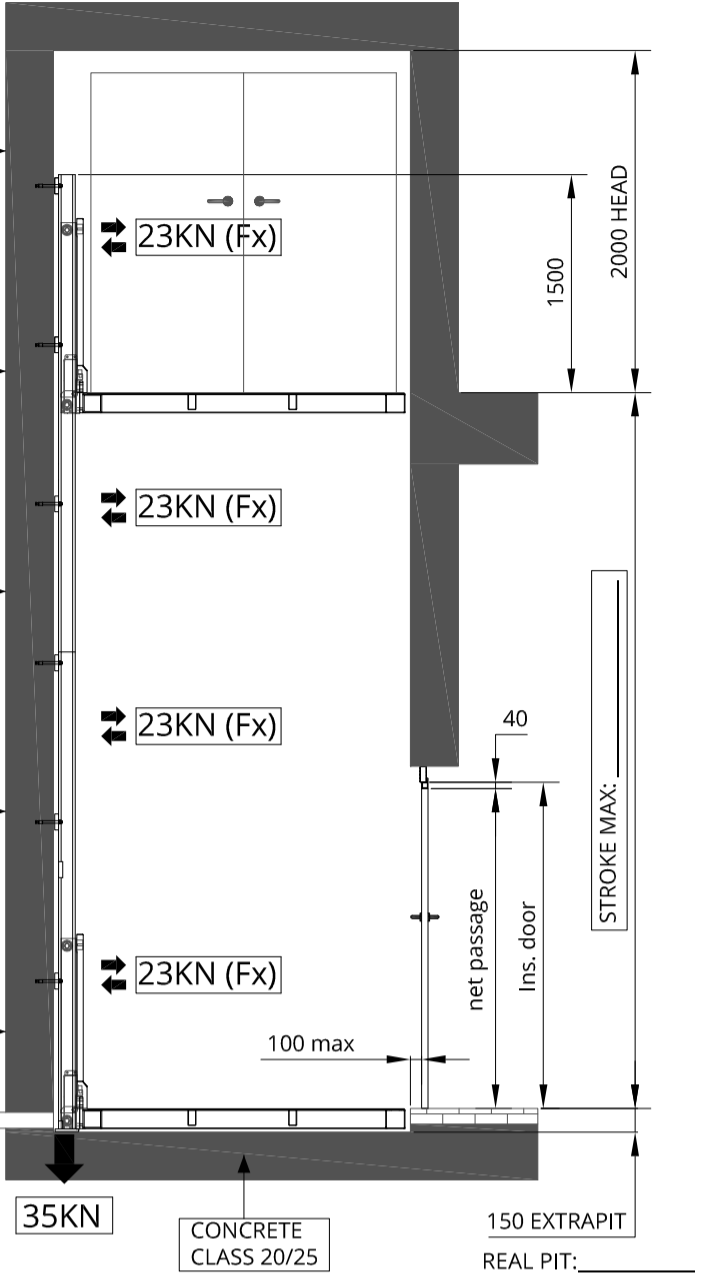
PREPARE CORRUGATED  
TUBE Ø10cm TO THE  
TECHNICAL AREA

MAX DISTANCE  
FROM GOODSPLIT TO  
TECHNICAL AREA 4MT  
(L. standard tube = 6 mt)



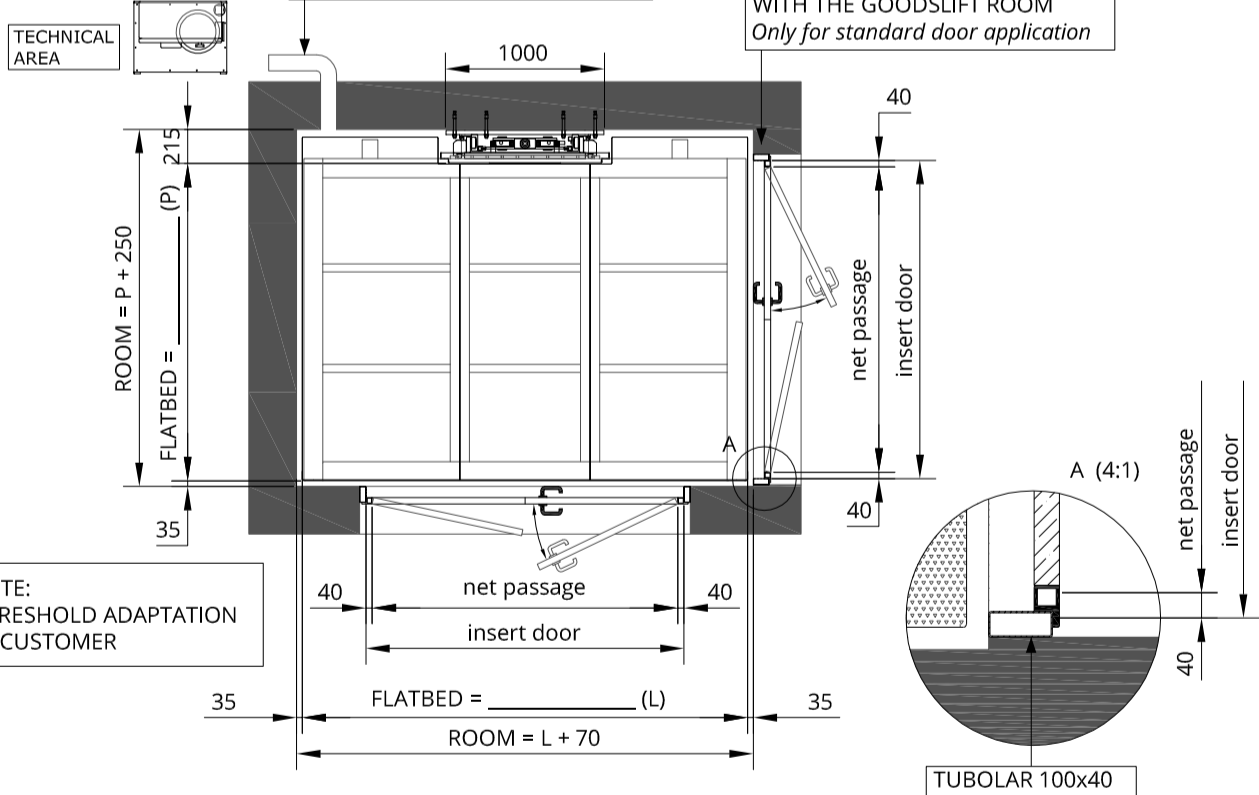
FOR THE DOOR INSTALLATION  
PLEASE CONSULT THE  
INSTALLATION MANUAL

WALL IN CONCRETE CLASS 20/25  
Standard fixing: Anchor mod. Fischer FBN II 16/50 (16x170)

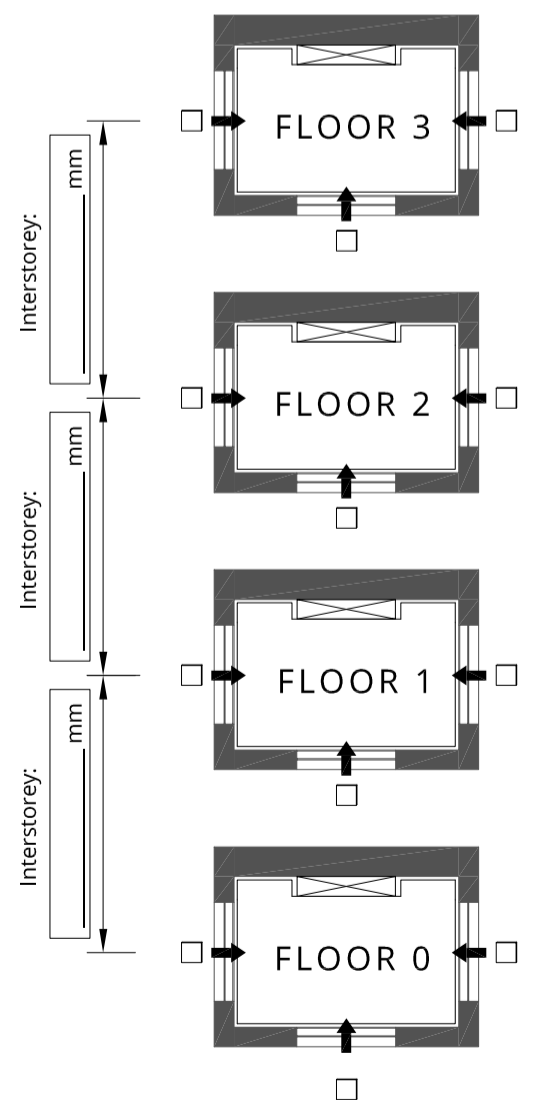


PREPARE CORRUGATED TUBE  
Ø10cm TO THE TECHNICAL AREA

PREPARE TUBULAR 100x40 FLUSH  
WITH THE GOODSPLIT ROOM  
Only for standard door application



MARK THE ENTRANCES AND THE HEIGHT OF FLOOR



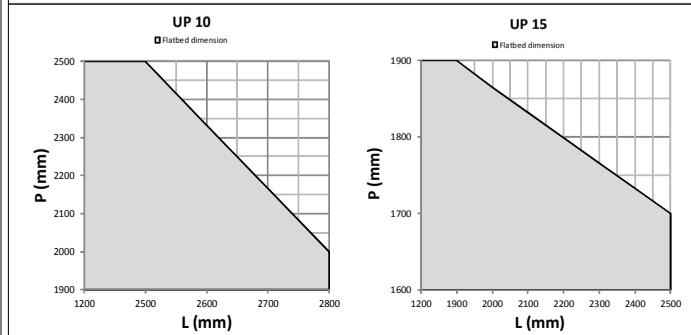
Motore	Tensione funzionamento	Avviamento	Interruttore consigliato*	Corrente nominale	Corrente avviamento
3kW	220 V - trifase	Diretto	3x16A id=0,3A	10	35
	380 V - trifase	Diretto	4x16A id=0,3A	5	22
4kW	220 V - trifase	Diretto	3x20A id=0,3A	16	50
	380 V - trifase	Diretto	4x16A id=0,3A	8	25
5,5kW	220 V - trifase	Diretto	4x25A id=0,3A	22	60
	380 V - trifase	Diretto	4x16A id=0,3A	11	35

MODEL:  UP10 - 1000Kg  UP15 - 1500Kg

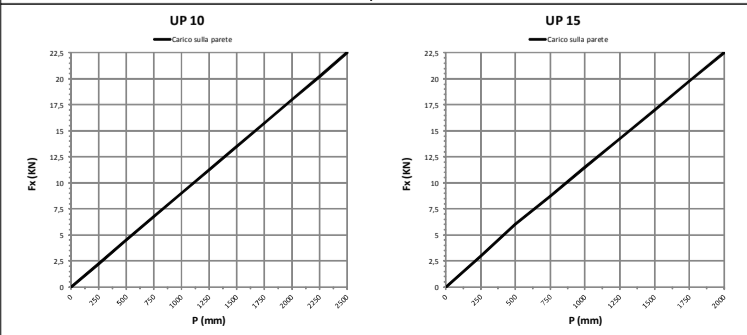
Date: \_\_\_\_\_ Signature for approval: \_\_\_\_\_

MISURE IN mm

FLATBED DIMENSION (grey area)



Force on the wall, Fx function of depth flatbed



**UPDINAMIC** Via Modigliani, 22 - 37045 Legnago (VR) - Tel.0442.59.01.29 - Fax. 0442.59.90.91  
www.updinamic.com - e-mail: info@updinamic.com

Q.T.A. DESCRIZIONE: MODEL: UP10 - 1000Kg  
UP15 - 1500Kg  
STROKE MAX: 12000mm  
ONLY FOR GOODS

Cliente: \_\_\_\_\_  
Uscigrafo: \_\_\_\_\_ Data: 07/11/14  
Disegno n°: \_\_\_\_\_  
TAV-UP1015-STD01  
Sostituito dal: \_\_\_\_\_  
Sostituisce il: \_\_\_\_\_

Foglio \_\_\_\_\_ Scale \_\_\_\_\_  
A3