

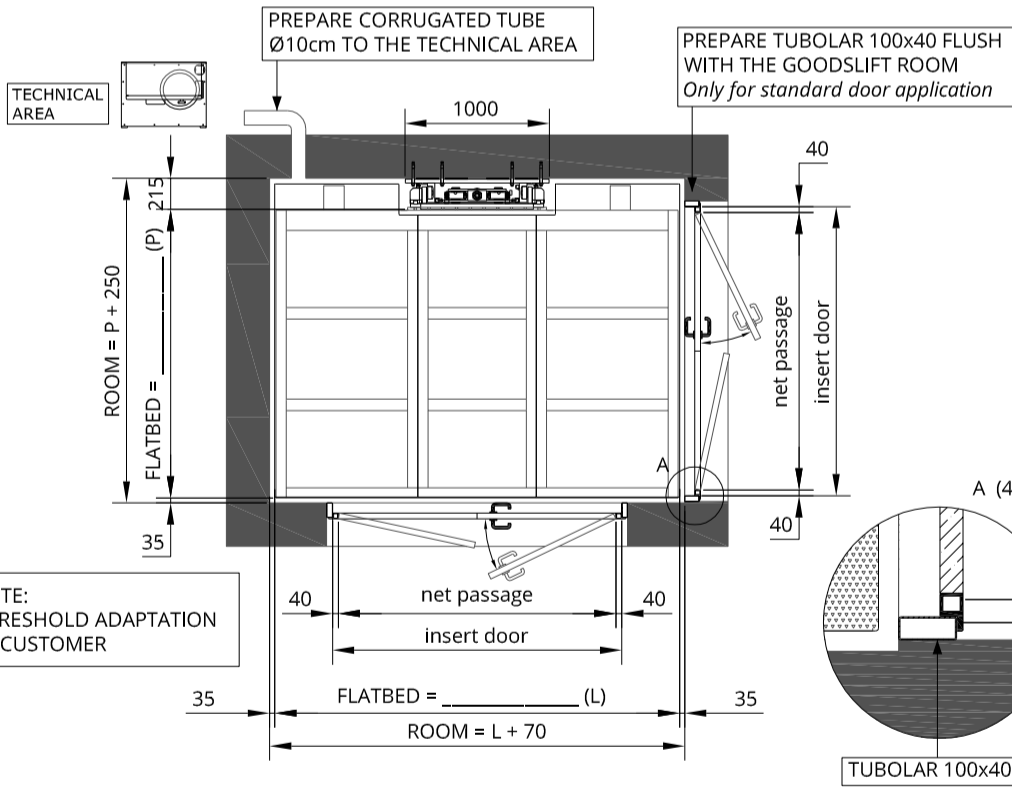
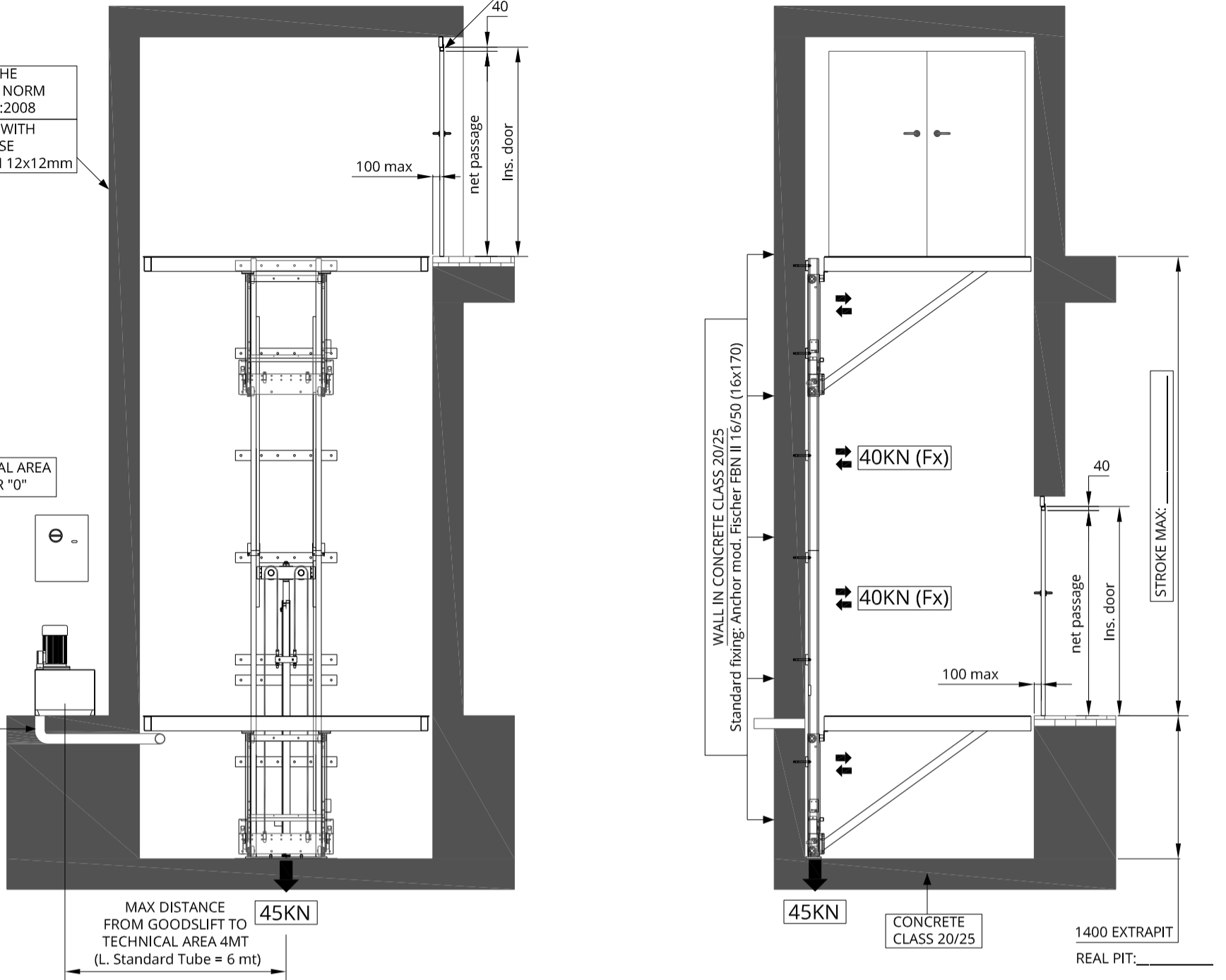
FOR THE DOOR INSTALLATION
PLEASE CONSULT THE
INSTALLATION MANUAL

PROTECTION OF THE
COMPARTMENT: NORM
UNI-EN-ISO-13857:2008
FOR PROTECTION WITH
METALLIC GRID, USE
A COMPACT MESH 12x12mm

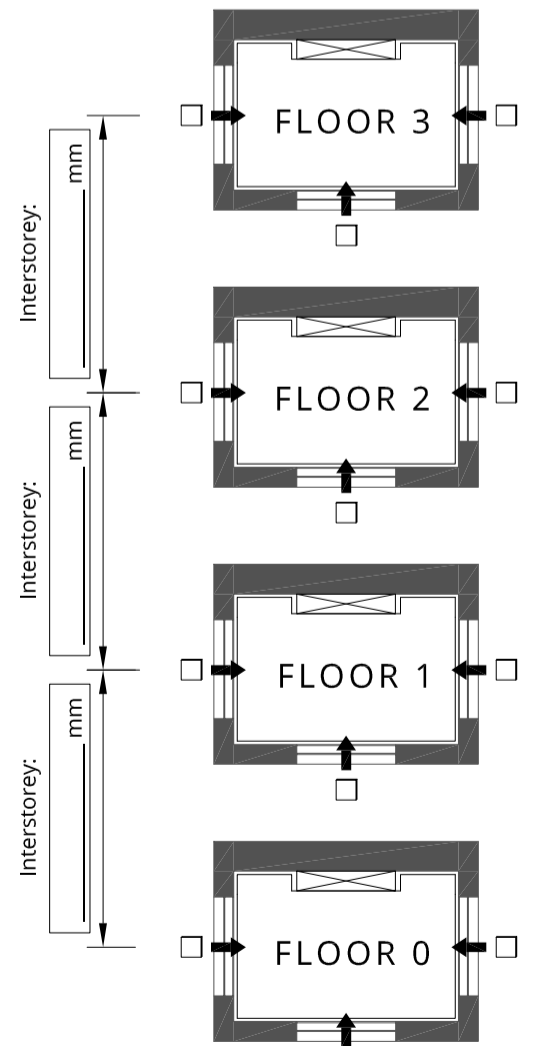
TECHNICAL AREA
AT FLOOR "0"

PREPARE CORRUGATED
TUBE Ø10cm TO THE
TECHNICAL AREA

MAX DISTANCE
FROM GOODSIFT TO
TECHNICAL AREA 4MT
(L. Standard Tube = 6 mt)



MARK THE ENTRANCES AND THE HEIGHT OF FLOOR



PREPARE POWER 3F+T+N WITH AUTOMATIC MAGNETOTHERMIC WITH DIFFERENTIAL CURVE "C", Id = 0.3A					
Motore	Tensione funzionamento	Aviamento	Interruttore consigliato*	Corrente nominale	Corrente avviamento
3kW	220 V - trifase	Diretto	3x16A id=0,3A	10	35
	380 V - trifase	Diretto	4x16A id=0,3A	5	22
4kW	220 V - trifase	Diretto	3x20A id=0,3A	16	50
	380 V - trifase	Diretto	4x16A id=0,3A	8	25
5,5kW	220 V - trifase	Diretto	4x25A id=0,3A	22	60
	380 V - trifase	Diretto	4x16A id=0,3A	11	35

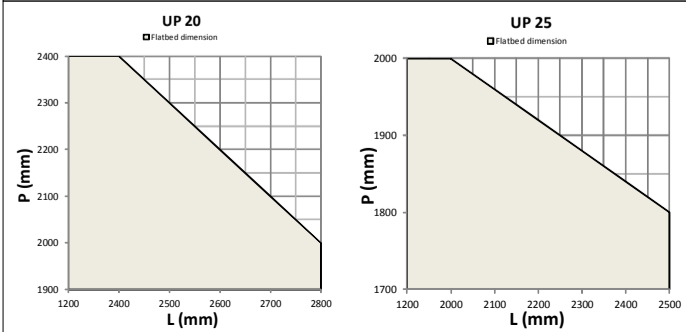
MODEL: UP20 - 2000Kg UP25 - 2500Kg

Date: _____ Signature for approval: _____

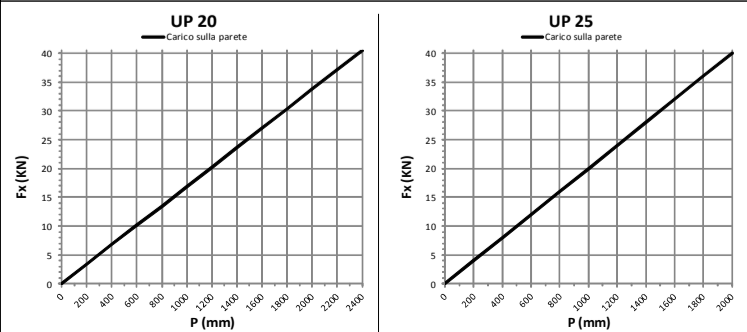


MISURE IN mm

FLATBED DIMENSION (grey area)



Force on the wall, Fx function of depth flatbed



UPDINAMIC Via Modigliani, 22 - 37045 Legnago (VR) - Tel. 0442.59.01.29 - Fax. 0442.59.90.91
www.updinamic.com - e-mail: info@updinamic.com

Q.TA	DESCRIZIONE:	Cliente:
	MODEL: UP20 - 2000Kg UP25 - 2500Kg STROKE MAX: 12000mm ONLY FOR GOODS	Uspesione: _____ Data: 07/11/14
Forma:	Scale:	Diseño n°: TAV-UP2025R-STD01
Foglio: A3		Sostituto dat.: _____ Sostituisce il: _____